



BRAD Child Development Programs

Annual Report 2015-2016

VOLUME 1, ISSUE 1

“If you are a parent, open doors to unknown directions to the child so he can explore. Don’t make him afraid of the unknown, give him support.”

-Osho

Our Mission

The mission of BRAD Child Development Programs is to close the achievement gap by focusing on positive child and family outcomes, resulting in a better future for children, families and communities.

Our Vision

To be recognized as the best Child Development Program in the nation.



Core Values

- Excellence • Respect
- Trust
- Partnerships
- Life-long Learning
- Integrity
- Care & Compassion
- Teamwork

Our Children and Our Families

In the 2015-2016 Program Year, we served:

- 236 eligible pre-school children
-
- 147 eligible infants and Toddlers

For a total of 383 children served in Clay, Lawrence, and Randolph Counties

We served 351 Families

- 153 Two-parent families
- 198 Single-parent families
- 277 Families had one or more parents employed
- 233 Families had a parent with a high school diploma, GED, or higher
- 351 Families had the opportunity to complete Family Partnership Agreements.
- 351 families participated.

BRAD Child Development Programs

Central Administration Office

1403 Hospital Drive

Pocahontas, AR 72455

Phone: 870-892-4547

Our Center Locations

Walnut Ridge

Child Development Center

901 State Street

Walnut Ridge, AR 72476

870-886-9284

Oak Street

Child Development Center

1006 Oak Street

Pocahontas, AR 72455

870-892-1417

James W. Graves

Child Development Center

149 N. Stewart Street

Rector, AR 72461

870-595-3811

Walnut Ridge Early

Child Development Center

702 State Street

Walnut Ridge, AR 72476

870-886-6088

Corning

Child Development Center

419 W. Third Street

Corning, AR 72422

870-857-6572

Piggott

Child Development Center

1020 S. Taylor Avenue

Piggott, AR 72454

870-598-5850

Black River Child Development Center

Child Development Center

1407 Patrick Drive

Pocahontas, AR 72455

870-892-5112

Virginia Atkison

Child Development Center

420 W. Third Street

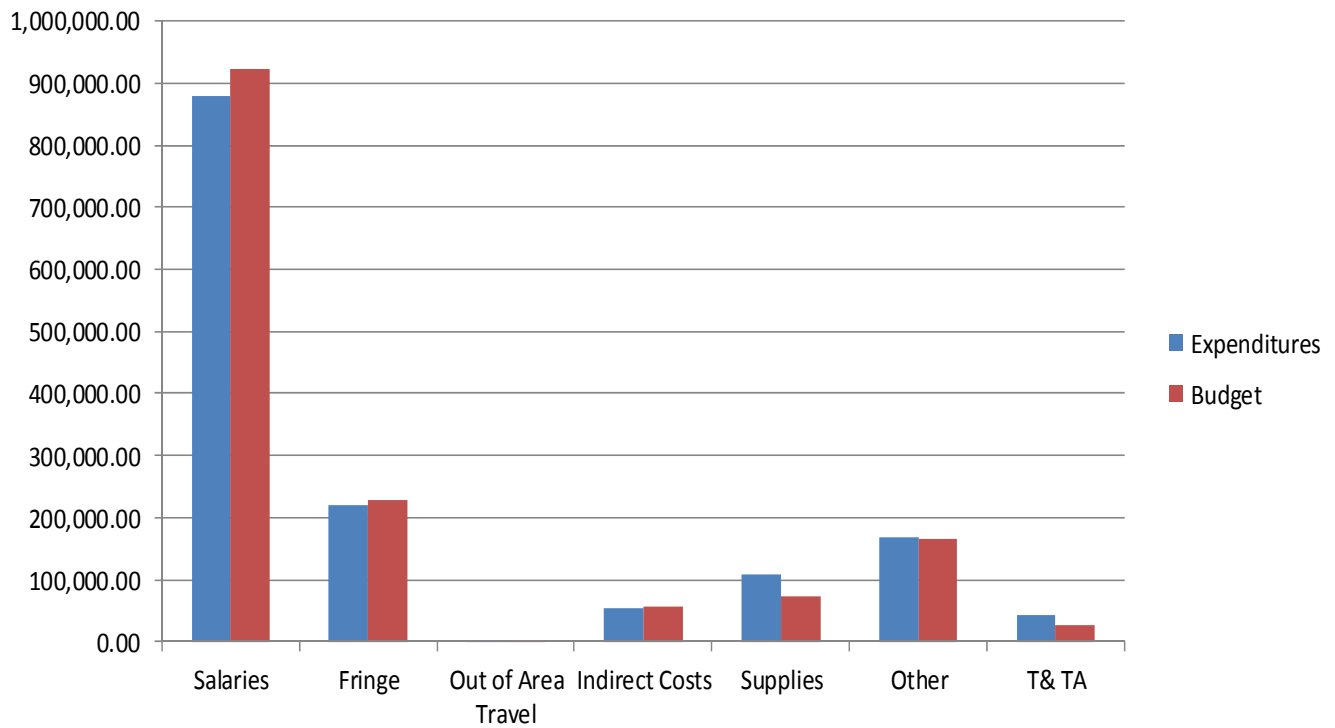
Corning, AR 72422

870-857-5241



Annual Budget and Expenditures

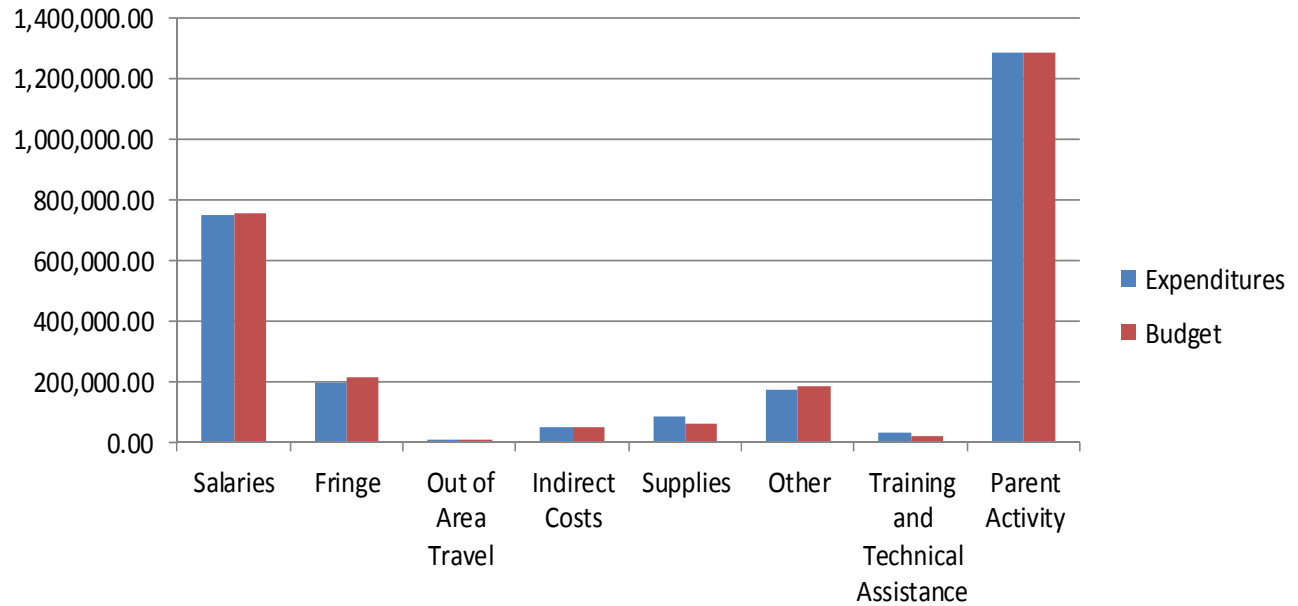
Early Head Start May 1, 2015—April 30, 2016



Categories	Expenditures	Budget
Salaries	878,324.37	922,123.00
Fringe	221,148.99	228,336.00
Out of Area Travel	3,125.22	1,500.00
Indirect Costs	54,734.10	55,327.00
Supplies	108,265.27	72,817.00
Other	167,422.67	166,668.00
T/TA	41,929.38	27,459.00
Total	1,475,250.00	1,475,250.00

Annual Budget and Expenditures

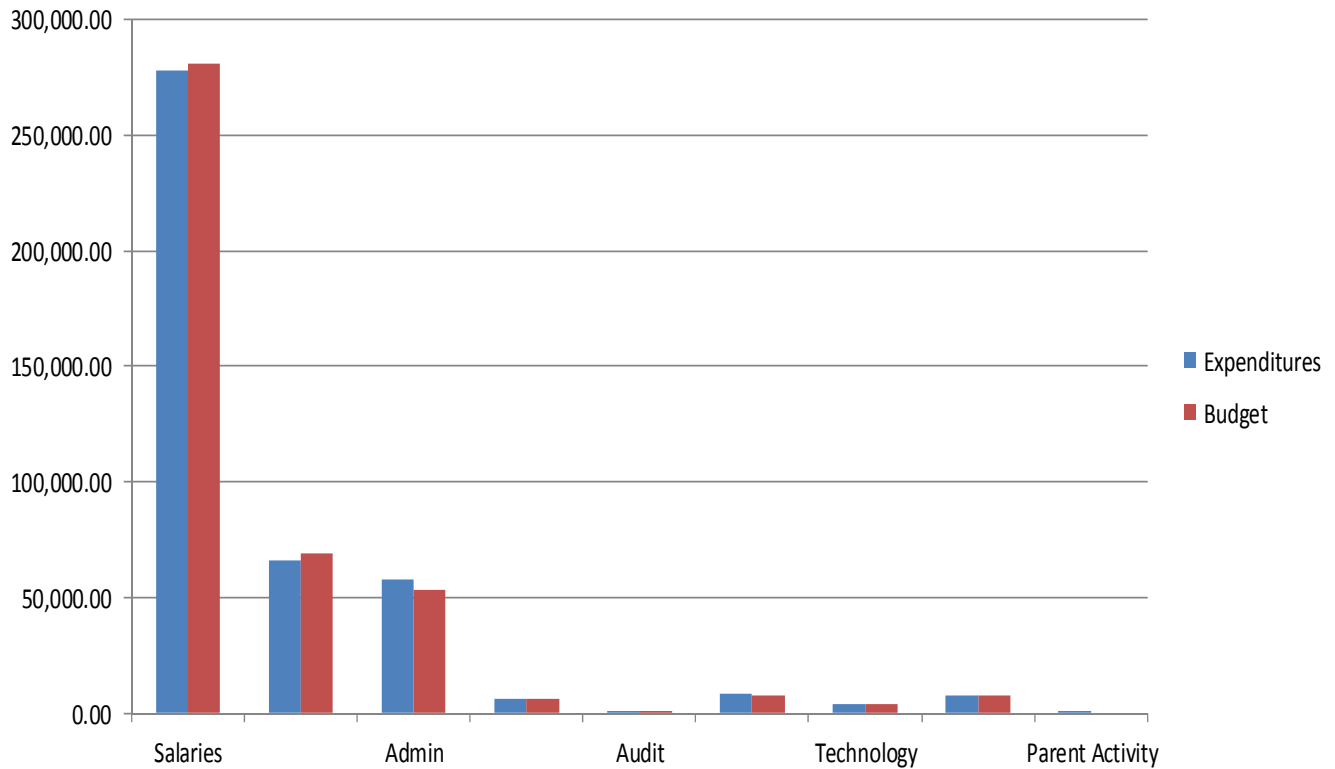
Head Start May 1, 2015—April 30, 2016



Categories	Expenditures	Budget
Salaries	750,853.78	758,070.00
Fringe	198,531.75	214,662.00
Out of Area Travel	3,072.42	5,800.00
Indirect Costs	46,914.45	45,484.00
Supplies	83,365.37	61,356.00
Other	174,654.15	181,793.00
T/TA	29,331.08	19,558.00
Total	1,286,723.00	1,286,723.00

Annual Budget and Expenditures

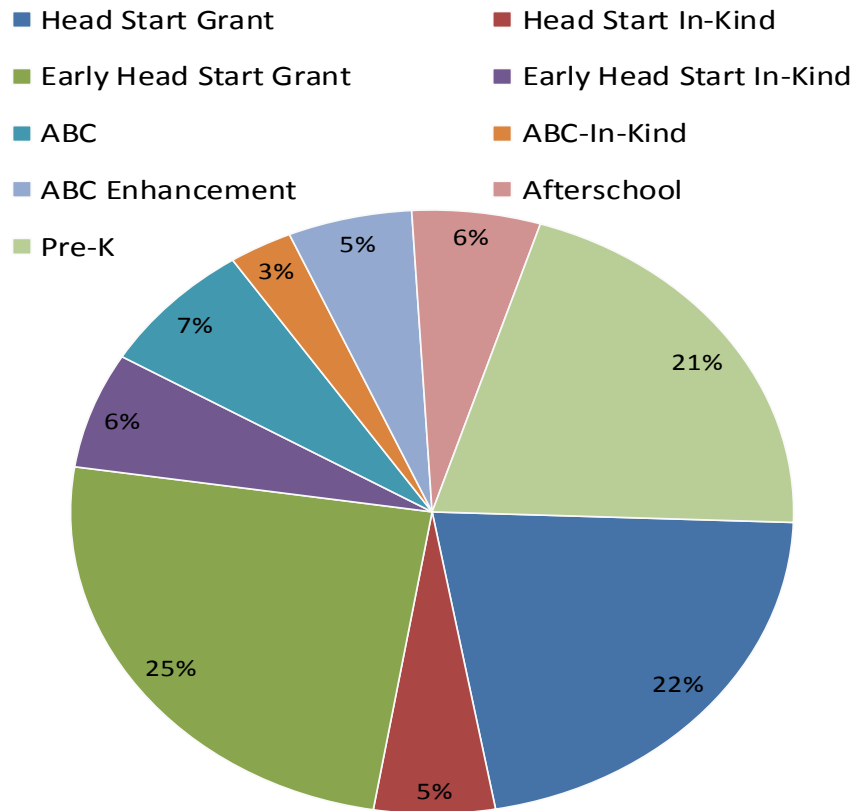
ABC July 1, 2015—June 30, 2016



Categories	Expenditures	Budget
Salaries	277,700.09	280,571.28
Fringe	66,042.22	68,757.62
Admin	58,015.77	53,345.10
Curriculum	6,285.75	6,000.00
Audit	14.87	500.00
Professional Development	8,252.71	7,500.00
Technology	3,832.86	4,000.00
Nutrition	7,884.27	7,540.00
Parent Activities	185.46	0
Total	428,214.00	428,214.00

Funds Received

Funds Received - Total \$5,947,298.88



Program	In-kind Expected	In-kind Received
Early Head Start	368,813.00	441,673.20
Head Start	321,681.00	418,215.84
ABC	169,128.00	181,398.24
Total	859,622.00	1,041,287.28



Caption describing picture or graphic.

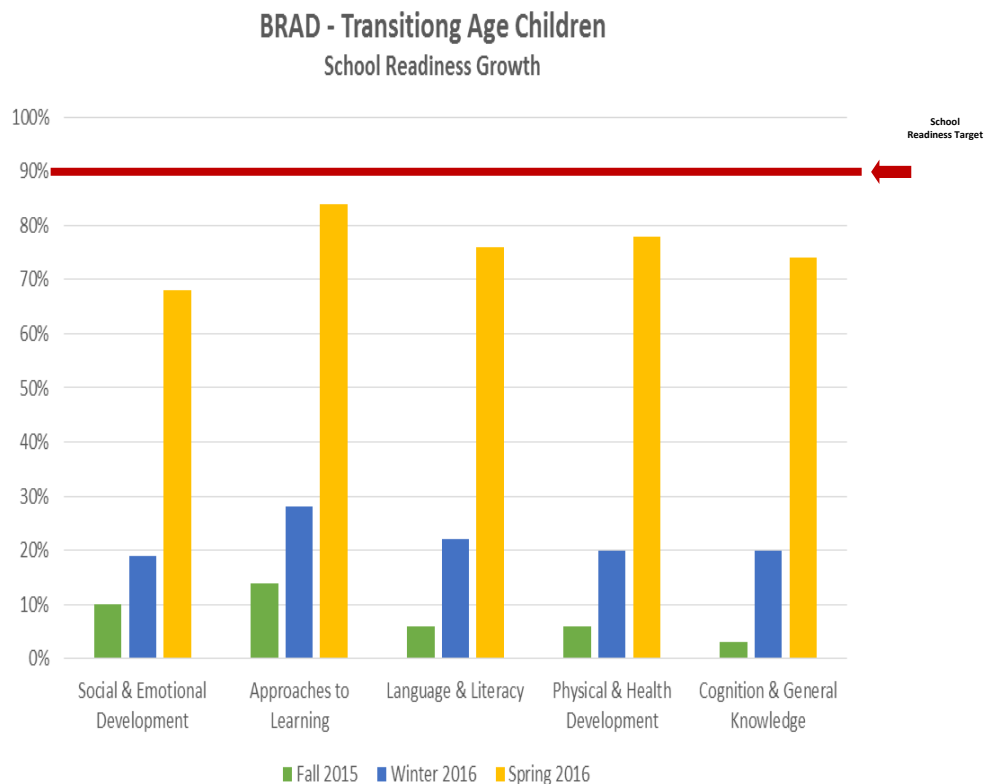
“To catch the reader's attention, place an interesting sentence or quote from the story here.”

Widely Held Expectations

The Widely Held Expectations Report compares information about the knowledge, skills, and behaviors of an individual child, class, or other group with widely held development expectations for the children of the same age or same class/grade. Children in the BRAD Child Development Programs were compared to a nationally normed sample. The accompanying charts reflect how many children met or exceeded child development expectations for their age group. Teaching Strategies Gold is the source of this data.

School Readiness Data

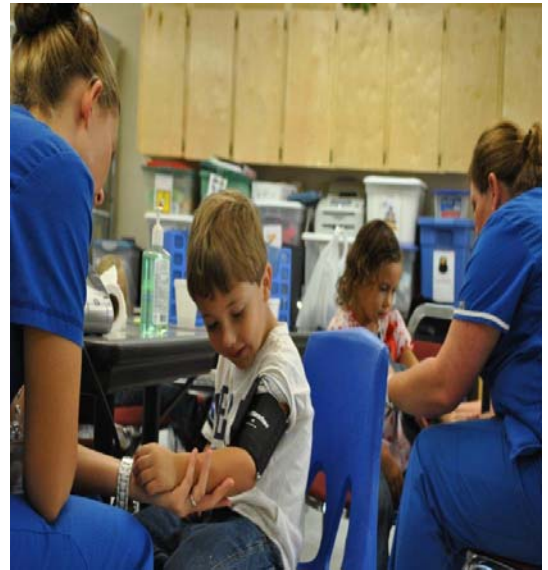
Children who entered our program in the fall of 2015 that were 4 years old were considered pre-k children. The charts indicate the progress of those children made from fall assessment to the spring assessment. Using the fall as a baseline and comparing it to the spring results, it is obvious children made great progress., however the School Readiness Target fell slightly short of being met.



Services

Medical Services

- 236 children received medical exams since last year's PIR.
- Through local partnership with local health



Dental Services

- 201 children received dental exams since last year's PIR
- In the Fall, 302 children had access to continuous accessible dental care provided by a dentist and 375 had continuous accessible care by the end of the program year.



Parent Engagement



Caption describing picture or graphic.

Successful parent engagement is part of the foundation of child development services. Because BRAD Child Development Programs recognizes parent as the first and most important educator of their child, the program seeks to develop partnerships with parents that will lead to the accomplishments of goals for both the child and family.

During the 2015-2016 program year, 100% of enrolled families participated in one or more of the following:

- Parent/Teacher conferences and home visits that provide opportunities for parent engagement in their child's education.
- Parent Committee and policy Council meetings that provide the opportunity for involvement in for engagement in decision-making.
- Opportunities to participate in curriculum assessment, menu planning, and health services advisory for input into health policies
- Parent educational opportunities that included father engagement meetings, Marriage Garden Workshops, Adventures in Parenting, CPR training, Conscious Discipline training, Reading is Fundamental and other family literacy activities, family financial well-being, child and family health and safety, nutrition, family mental wellness and other topics of interest to families with young children.
- Parent and child at-home learning activities that are linked to the child's educational goals and provide structured learning opportunities for the child at home. During the 2015-2016 program year, parents volunteered 56,718 hours teaching their children at home using these activities.
- Individual Family Partnership Agreements that support and encourage families as they develop goals that lead to greater family stability and self-sufficiency through higher education, employment, improved housing, improved family relationships, better parenting skills, improved money management skills, better family health and nutrition, and other areas that benefit families and children.

*My heros are and
were my parents.
I can't see having
anyone else as my
heros."*

-Michael Jordan

*"To be in your
children's
memories
tomorrow, you
have to be in their
lives today."*

-Barbara Johnson

Governing Board 2015-2016

Clay County

Gary Howell
Public Representative

Randall Godwin
Public Representative

Angela Blankenship
Low-Income Representative

Jerry Chilcutt
Low-Income Representative

Brigitte McDonald
Private Sector

Lawrence County

Janice Shanks
Public Representative

Vickie Mitchell
Public Representative

Cherie Eveland
Private Representative

Paige Van Brook
Low-Income Representative

Debi Hart
Low-Income Representative

Randolph County

Jack McCord
Public Representative

Pat Johnson
Private Representative

Diana Dalton
Private Representative

Danny Ray Garrison
Low-Income Representative

Ms. Omer Lee Rogers
Low Income Representative



Policy Council Members 2015-2016

Mitchell Clay—Vice Chairperson
Black River Child Development Center

Alicia Barber
Oak Street/Black River Early Child Development Center

Misty Goodman
Corning Child Development Center

Abi Cooper
Virginia Atkison Child Development Center

Christina Boyd
James W. Graves Child Development Center

Erica Dye
Piggott Early Child Development Center

Rachel Mitchell—Chairperson
Piggott Child Development Center

Seth Chamblee
Walnut Ridge/Walnut Ridge Early Child Development Center

Community Representatives

Katrina Burch
Lawrence County

Pat Reynolds
Randolph County

Paige Catt
Clay County

Vickie Mitchell
Non-voting Liaison between BRAD Board and Policy Council